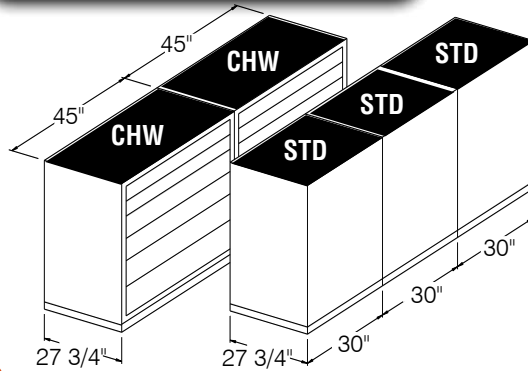


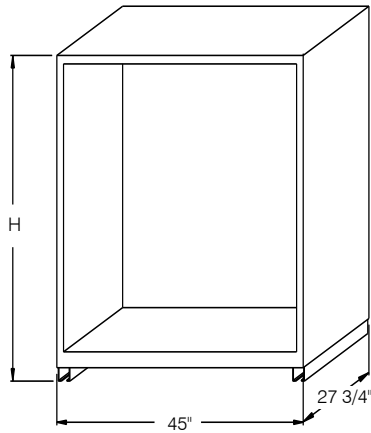
SMALL PARTS MODULAR CABINET STORAGE

CABINET-AND-A-HALF WIDTH 45"

CHW ADVANTAGE



The Nu-Era Cabinet-and-a-Half (CHW) series of wider modular drawer cabinets, offers many advantages over the standard 30" units. Two CHW units take up the same floor space as three standard cabinets, offer a much greater interior volume and are typically less expensive. CHW units are the best value in modular cabinets.



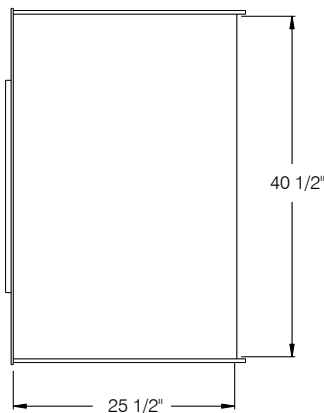
CABINET

CABINET

Model Number	Appx.* Weight lbs.	Overall Height "H" **	Width	Depth	Weight Capacity
CHW-28	115	29-1/8	45"	27-3/4"	2200
CHW-32	130	32-1/8	45"	27-3/4"	2400
CHW-36	140	35-1/8	45"	27-3/4"	3000
CHW-50	190	46-1/8	45"	27-3/4"	4000
CHW-69	230	61-1/8	45"	27-3/4"	6000

* Add appx. 65 lbs. to each unit for packing.

** Subtract 2 1/8" and 15 lb. for units without pick-up base.




DRAWER

DRAWER

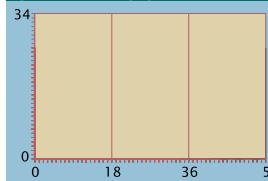
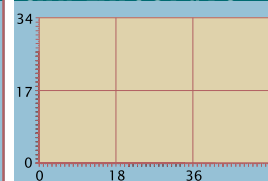
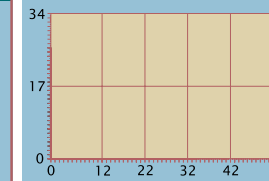
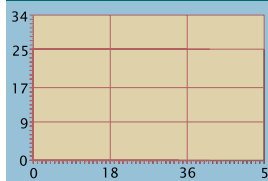
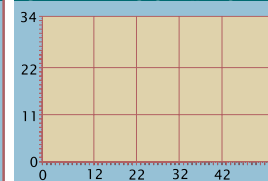
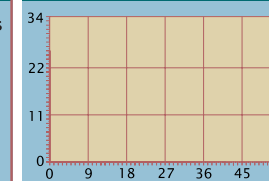
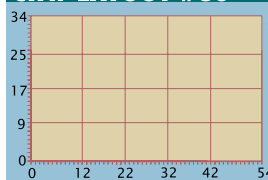
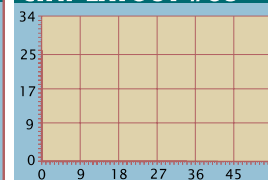
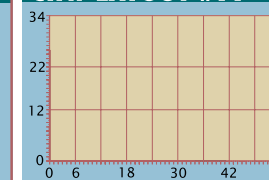
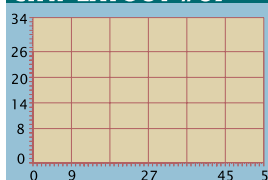
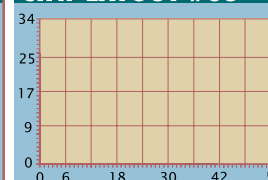
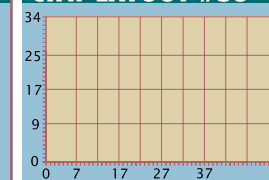
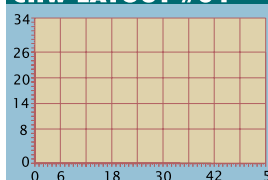
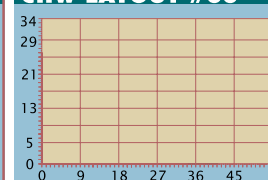
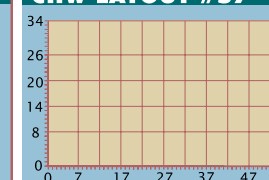
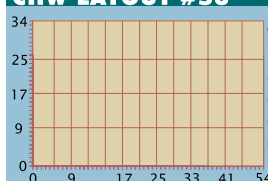
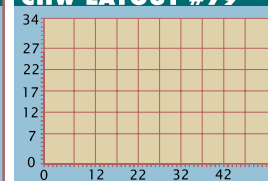
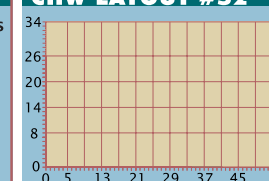
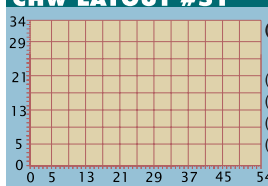


Model Number	Usable Height "A"	Body Height "B"	Load Capacity *	Appx. Weight ***
CHW- 4	2-3/8"	2-1/8"	450 lb.	48 lbs.
CHW- 5	3-1/4"	2-1/8"	450 lb.	49 lbs.
CHW- 6	4"	3-1/8"	450 lb.	55 lbs.
CHW- 7	4-3/4"	3-1/8"	450 lb.	56 lbs.
CHW- 8	5-5/8"	4-3/4"	450 lb.	60 lbs.
CHW- 9	6-3/8"	4-3/4"	450 lb.	62 lbs.
CHW-10	7-1/4"	6-1/4"	450 lb.	65 lbs.
CHW-12	8-3/4"	6-1/4"	450 lb.	68 lbs.
CHW-13	9-1/2"	6-1/4"	450 lb.	69 lbs.
CHW-14	10-1/2"	6-1/4"	450 lb.	71 lbs.
CHW-16	12"	6-1/4"	450 lb.	73 lbs.
CHW-18	13-5/8"	6-1/4"	450 lb.	76 lbs.
CHW-20	15-1/8"	6-1/4"	450 lb.	78 lbs.
CHW-24	18-5/16"	6-1/4"	450 lb.	84 lbs.

*Capacities stated for uniform loading with partitions installed.

***Drawer weights include drawer carriage and rails.



CHW MODULAR DRAWER LAYOUTS

<p>CHW LAYOUT #74</p>  <p>(3) Compartments 13 x 25 (2) 00046 Partitions (4) Screws</p>	<p>CHW LAYOUT #73</p>  <p>(6) Compartments 13 x 12 1/2 (2) 00046 Partitions (3) -18 Dividers (4) Screws</p>	<p>CHW LAYOUT #71</p>  <p>(10) Compartments 7 x 12 1/2 (4) 00046 Partitions (3) -10 Dividers (2) -12 Dividers (8) Screws</p>
<p>CHW LAYOUT #72</p>  <p>(12) Compartments 13 x 6 (2) 00046 Partitions (9) -18 Dividers (4) Screws</p>	<p>CHW LAYOUT #70</p>  <p>(15) Compartments 7 x 8 1/4 (4) 00046 Partitions (6) -10 Dividers (4) -12 Dividers (8) Screws</p>	<p>CHW LAYOUT #69</p>  <p>(18) Compartments 5 1/2 x 8 1/4 (5) 00046 Partitions (12) -9 Dividers (10) Screws</p>
<p>CHW LAYOUT #80</p>  <p>(20) Compartments 6 x 7 (4) 00046 Partitions (9) -10 Dividers (6) -12 Dividers (8) Screws</p>	<p>CHW LAYOUT #68</p>  <p>(24) Compartments 5 1/2 x 6 (5) 00046 Partitions (18) -9 Dividers (10) Screws</p>	<p>CHW LAYOUT #77</p>  <p>(27) Compartments 4 x 7 1/2 (8) 00046 Partitions (18) -6 Dividers (16) Screws</p>
<p>CHW LAYOUT #67</p>  <p>(30) Compartments 5 1/2 x 4 1/2 (5) 00046 Partitions (24) -9 Dividers (10) Screws</p>	<p>CHW LAYOUT #63</p>  <p>(36) Compartments 4 x 6 (8) 00046 Partitions (27) -6 Dividers (16) Screws</p>	<p>CHW LAYOUT #58</p>  <p>(40) Compartments 3 1/4 x 6 (9) 00046 Partitions (24) -5 Dividers (6) -7 Dividers (18) Screws</p>
<p>CHW LAYOUT #64</p>  <p>(45) Compartments 4 x 4 1/2 (8) 00046 Partitions (36) -6 Dividers (16) Screws</p>	<p>CHW LAYOUT #66</p>  <p>(48) Compartments 5 1/2 x 3 (5) 00046 Partitions (42) -9 Dividers (10) Screws</p>	<p>CHW LAYOUT #57</p>  <p>(50) Compartments 3 1/4 x 4 1/2 (9) 00046 Partitions (32) -5 Dividers (8) -7 Dividers (18) Screws</p>
<p>CHW LAYOUT #53</p>  <p>(52) Compartments 2 1/2 x 6 (12) 00046 Partitions (33) -4 Dividers (6) -5 Dividers (24) Screws</p>	<p>CHW LAYOUT #79</p>  <p>(60) Compartments 3 1/4 x 3 3/4 (9) 00046 Partitions (40) -5 Dividers (10) -7 Dividers (18) Screws</p>	<p>CHW LAYOUT #52</p>  <p>(65) Compartments 2 1/2 x 4 1/2 (12) 00046 Partitions (44) -4 Dividers (8) -5 Dividers (24) Screws</p>
<p>CHW LAYOUT #51</p>  <p>(104) Compartments 2 1/2 x 3 (12) 00046 Partitions (77) -4 Dividers (14) -5 Dividers (24) Screws</p>	<p>CHW LAYOUT #83</p>  <p>(72) Compartments 3 x 4 (2) 00046 Partitions (3) -18 Dividers (72) #482 Plastic Bins (4) Screws</p>	<p>CHW LAYOUT #84</p>  <p>(144) Compartments 2 x 3 (2) 00046 Partitions (3) -18 Dividers (144) #962 Plastic Bins (4) Screws</p>